

GFM-300

GFM Series VRLA Gel Battery

ALLGRAND®

Power the World



Applications

- ▶ Data/Computing Center, UPS, EPS
- ▶ Standby Power for Telecom and Mobile Systems
- ▶ Standby Power for Signaling Systems of Railway, Airport, and etc.
- ▶ Standby Power for Electrical Utilities and Nuclear Reactors

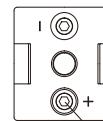
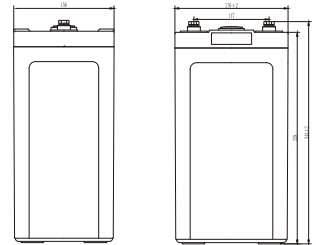
Highlights

- ▶ Long life design(up to 12 years)
- ▶ Reliably sealed
- ▶ High specific energy, low IR & self discharge
- ▶ Higher reaction efficiency and conformity

Features

- ▶ Float charging life prolonged by our proprietary corrosion resistant alloy;
- ▶ High-purity electrolytes and special agents reduce water loss;
- ▶ Impacts from earthquakes are reduced by compact seismic ABS jars and covers;
- ▶ Delicate seal technologies protect the battery from electrolyte leakage and creepage ;
- ▶ The delicate construction of self-relief valves can avoid bulges and cracks.
- ▶ Easy installation and maintenance are provided by round copper core terminals

Dimensions



L : 176mm
W : 156mm
H : 329mm
TH : 339mm

M10-20

Certifications



Specifications

Model	GFM-300	
Design Life	12 years	
Nominal Capacity	20HR(16.2A,1.80V)	324Ah
	10HR(30A,1.80V)	300Ah
	3HR(81A,1.80V)	243Ah
	1HR(165A,1.80V)	165Ah
Internal Resistance	0.61mΩ(Full Charge)	
Self Discharge	≤3% per month	
Charge Voltage	Cycle Use	Standby Use
	2.33V/Cell (-4mV/°C/Cell) Max. Charge Current:45A	2.23V/Cell (-3mV/°C/Cell))

Note: Data contained herein are measured at 25°C

V11 20200501CH

GFM-300

GFM Series VRLA Gel Battery



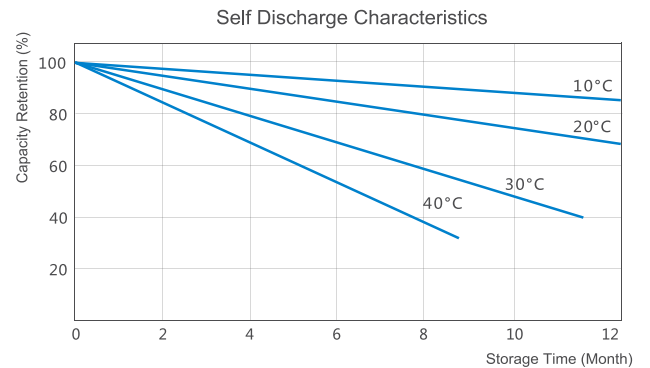
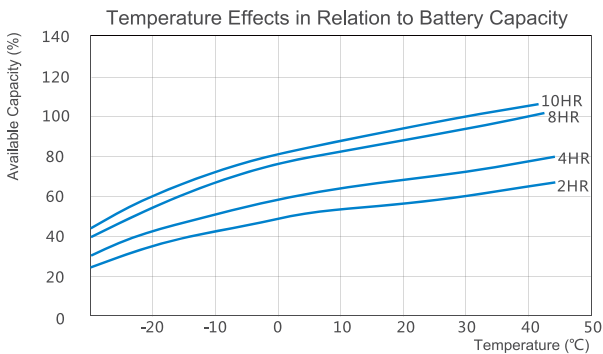
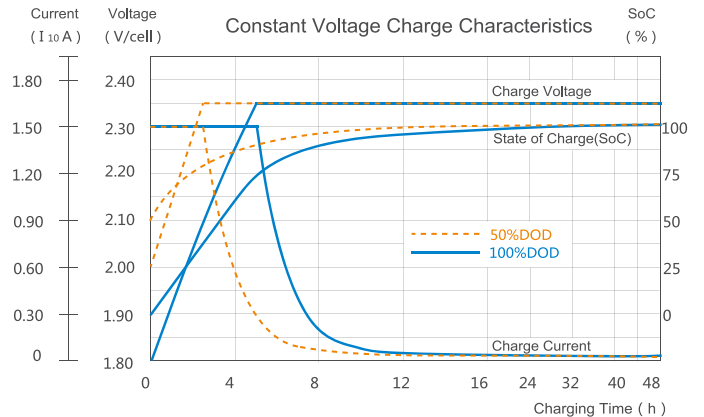
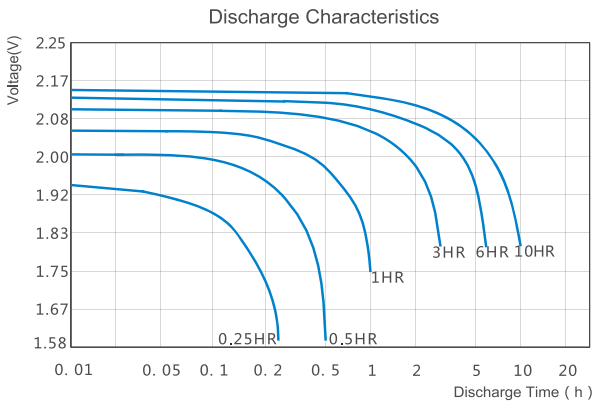
Constant Current Discharge Rate (A, 25°C)

Model	F.V. (V/Cell)	Minute						Hour									
		5	10	15	20	30	45	1	2	3	4	5	6	8	10	20	
GFM-300	1.85	300	264	228	213	187	159	142	93.9	73.2	57.6	51.8	46.9	37.3	28.5	16.5	
	1.80	331	306	282	257	216	179	156	102	77.7	62.5	53.4	48.8	39.6	30.3	17.1	
	1.75	398	348	318	293	244	196	163	105	79.5	64.4	54.1	49.5	40.5	31.4	17.5	
	1.70	445	398	351	318	265	205	166	106	80.2	65.1	54.3	49.8	40.8	31.9	17.6	
	1.67	487	422	374	330	275	208	167	106	80.5	65.5	54.4	49.9	40.9	32.0	17.7	
	1.60	551	467	407	353	286	212	169	107	80.8	65.9	54.6	50.1	41.2	32.2	17.8	

Constant Power Discharge Rate (Watt/Cell, 25°C)

Model	F.V. (V/Cell)	Minute						Hour									
		5	10	15	20	30	45	1	2	3	4	5	6	8	10	20	
GFM-300	1.85	513	459	432	408	361	315	275	180	143	113	104	94.5	74.8	57.3	31.5	
	1.80	602	543	499	455	400	334	299	195	151	119	107	98.0	78.9	60.2	33.7	
	1.75	678	612	554	511	435	357	313	202	154	123	109	99.3	80.6	62.1	34.4	
	1.70	781	667	604	547	457	374	320	205	155	124	109	99.8	81.1	62.7	34.7	
	1.67	825	708	629	565	470	380	322	206	156	125	109	99.9	81.3	62.9	34.8	
	1.60	889	775	668	597	486	386	325	206	157	125	110	100	81.7	63.5	35.0	

Performance



Disclaimer: All data presented above are subject to change without further notice. Please contact ALLGRAND for latest updates.